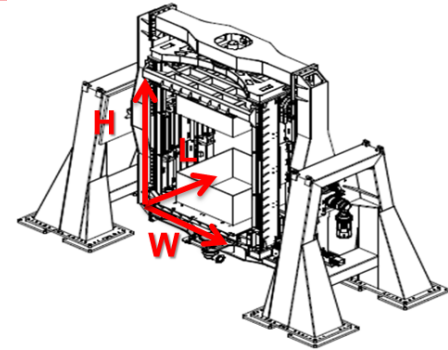





Leonardo available machine sizes




Model	Heating System	W mm / ft.	L mm / ft.	H mm / ft.	Plate Stroke	Weight Capacity kg / lb
1.5 x 1.5 M	Oil - electrical	1500 / 4.9	1500 / 4.9	2600 / 8,5	1100 / 3.6	1500 / 3306
1.5 x 1.5 A	Oil - electrical	1500 / 4.9	1500 / 4.9	2600 / 8,5	1100 / 3.6	1500 / 3306
1.8 x 1.8 A	Oil - electrical	1800 / 5.9	1800 / 5.9	3200 / 10.5	1600 / 5.2	2000 / 4400
2.0 x 2.0 -10 A	Oil - electrical	2000 / 6.6	2000 / 6.6	2000 / 6.6	1000 / 3.2	2000 / 4400
2.0 x 2.0 -17 A	Oil - electrical	2000 / 6.6	2000 / 6.6	3400 / 11.2	1700 / 5.5	2000 / 4400
2.2 x 2.2 A	Oil - electrical	2200 / 7.2	2200 / 7.2	4200 / 13.8	2200 / 7.2	2000 / 4400
Custom A	Oil - electrical	-	-	-	-	5500/ 12125

MOD 1500x1500 oil – electric	Dimensions	
TOP automatic - manual		
Max overall dimensions	6000x6000x3500 mm (19,6ftx19,6ftx11,5ft)	
Mould support platen	1500x1500 mm (4.9ftx4,9ft)	
Max press opening (opened mould)	2600 mm (8.5ft)	
Min press closing (closed mould)	1500 mm (4.9ft)	
Max molds weight	1500 kg (3306 lb)	
Small, Medium Sized Parts		

MOD 1800x1800 oil - electric	Dimensions	
Dual Moving Platens - automatic		
Max overall dimensions	13000x8500x6500 mm (42.6ftx27.9ftx21,3ft)	
Mould support platen	1800x1800 mm (5.9ftx5.9ft)	
Max press opening (opened mould)	3200 mm (10.5ft)	
Min press closing (closed mould)	1600 mm (5.3ft)	
Max molds weight	2000 kg (4400 lb)	
Large Parts, Multiple Part Spiders		

MOD 2000x2000 oil – electric	Dimensions	
Dual Moving Platens - automatic		
Max overall dimensions	13000x8500x6500 mm (42.6ftx27.9ftx21,3ft)	
Mould support platen	2000x2000 mm (6.6ftx6.6ft)	
Max press opening (opened mould)	3400 mm (11.2ft)	
Min press closing (closed mould)	1700 mm (5.6ft)	
Max molds weight	2000 kg (4400 lb)	
Large Parts, Multiple Part Spiders		

MOD 2200x2200 oil – electric	Dimensions	
Dual Moving Platens - automatic		
Max overall dimensions	12000x10000x6200 mm (39.4ftx32.8ftx20,3ft)	
Mould support platen	2200x2200 mm (7.2ftx7.2ft)	
Max press opening (opened mould)	4200 mm (13.8ft)	
Min press closing (closed mould)	2000 mm (6.6ft)	
Max molds weight	2000 kg (4400 lb)	
Large Parts, Multiple Part Spiders		

MOD custom oil – electric	Dimensions
automatic	
Max overall dimensions (example)	12000x11000x6500 (39.4ftx36ftx21,3ft)
Max molds weight	5500 kg (12125 lb)
Very Large Parts, Multiple Part Spiders	

